

Patchwork

Quilt Along

Rolling Nine Patch - Block # 8



Fabrics A & B
55023-38



Fabrics C & D
55023-36



Fabrics C & D
55023-37



Fabrics C & D
55037-41



Fabrics C & D
55071-34



Fabrics C & D
55071-39

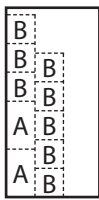


Fabrics C & D
55111-42

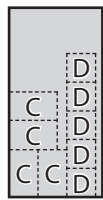
Cutting:

5" Block

Background <i>from 6 Jolly Bar rectangles cut:</i>	A	2 - 1 1/2" x 2 1/2" rectangles (12 total)
	B	8 - 1 1/2" squares (48 total)
Print <i>from 6 Jolly Bar rectangles cut:</i>	C	4 - 1 1/2" x 2 1/2" rectangles (24 total)
	D	5 - 1 1/2" squares (30 total)



Background



Print


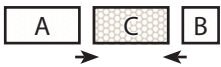


Use 1/4" seams and press as arrows indicate throughout.

Block Assembly:

Assemble one Fabric A rectangle, one Fabric C rectangle and one Fabric B square.

Outer Rolling Unit should measure 1 1/2" x 5 1/2".



Make two for each block.
Make twelve total.



Assemble one Fabric C rectangle and one Fabric B square.


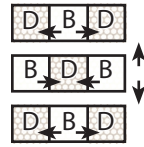
Side Rolling Unit should measure 1 1/2" x 3 1/2".



Make two for each block.
Make twelve total.

Assemble five Fabric D squares and four Fabric B squares.

Nine Patch Unit should measure 3 1/2" x 3 1/2".

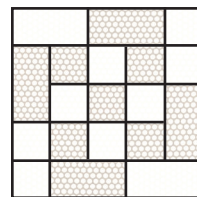
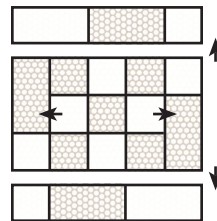


Make one for each block.
Make six total.




Assemble Block.

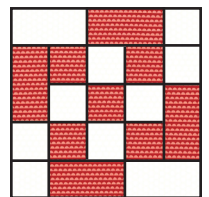
Rolling Nine Patch Block should measure 5 1/2" x 5 1/2".




Make one.
55023-36




Make one.
55023-37




Make one.
55037-41



Make one.
55071-34



Make one.
55071-39



Make one.
55111-42

