

# At the Zoo Panel Quilt



Finished Quilt Size: 46 1/2" x 60 1/2"

Fabric designed by




49 West 37th Street, New York, NY 10018

tel: 212-686-5194 fax: 212-532-3525

Toll Free: 800-294-9495

[www.HenryGlassFabrics.com](http://www.HenryGlassFabrics.com)

A Free Project Sheet from

 **Henry Glass & Co., Inc.**



 Like us on  
Facebook

# At the Zoo Panel Quilt

## Materials:

One Panel	Red/Blue Panel	9720P-87
$\frac{3}{4}$ yard	Red Swirl Dots	9722-88
$\frac{3}{4}$ yard	Folio Basics White Tonal	7755-01
1 yard	Black Swirl Dots	9722-99
$\frac{1}{3}$ yard	Green Tossed Panda	9724-69
$\frac{1}{3}$ yard	Yellow Tonal Honeycomb	9726-44
$3 \frac{1}{8}$ yards	Backing of your choice	

## Cutting Instructions:

From the Red/Blue Panel (A), fussy cut:

(1)  $24 \frac{1}{2}$ " x  $42 \frac{1}{2}$ " rectangle (fussy cut)

From the Red Swirl Dots (B), cut:

(8)  $2 \frac{1}{2}$ " x width of fabric strips, pieced and subcut into:

(2)  $2 \frac{1}{2}$ " x  $42 \frac{1}{2}$ " strips

(2)  $2 \frac{1}{2}$ " x  $56 \frac{1}{2}$ " strips

(2)  $2 \frac{1}{2}$ " x  $46 \frac{1}{2}$ " strips

From the Folio Basics White Tonal (C), cut:

(48) 4" squares

From the Black Swirl Dots (D), cut:

(26) 4" squares

(7)  $2 \frac{1}{2}$ " x width of fabric strips (*binding*)

From the Green Tossed Panda (E), cut:

(11) 4" squares

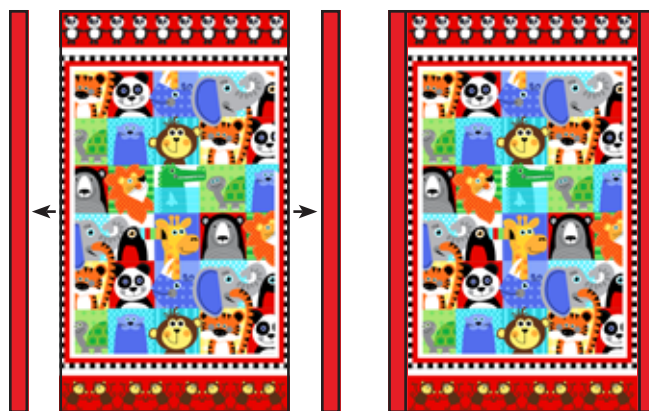
From the Yellow Tonal Honeycomb (F), cut:

(11) 4" squares

## Instructions:

Use  $\frac{1}{4}$ " seams and press as arrows indicate throughout.

1. Attach side panel borders to the Fabric A rectangle using the  $2 \frac{1}{2}$ " x  $42 \frac{1}{2}$ " Fabric B strips. Quilt Center should measure  $28 \frac{1}{2}$ " x  $42 \frac{1}{2}$ ". (Fig. 1)



2. Assemble one 4" Fabric D square and one 4" Fabric C square. Fabric D/C Unit should measure  $4$ " x  $7 \frac{1}{2}$ ". Make 26.



3. Assemble one 4" Fabric C square and one 4" Fabric E square. Fabric C/E Unit should measure  $4$ " x  $7 \frac{1}{2}$ ". Make 11.



4. Assemble one 4" Fabric C square and one 4" Fabric F square. Fabric C/F Unit should measure  $4$ " x  $7 \frac{1}{2}$ ". Make 11.



5. Assemble three Fabric C/E Units, six Fabric D/C Units and three Fabric C/F Units. Pay close attention to unit placement. Left Inner Border should measure  $7 \frac{1}{2}$ " x  $42 \frac{1}{2}$ ". Make one.

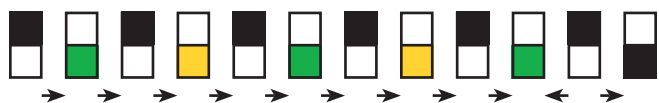


6. Assemble three Fabric C/F Units, six Fabric D/C Units and three Fabric C/E Units. Pay close attention to unit placement. Right Inner Border should measure  $7 \frac{1}{2}$ " x  $42 \frac{1}{2}$ ". Make one.

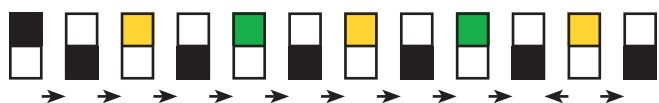


# At the Zoo Panel Quilt

7. Assemble seven Fabric D/C Units, three C/E Units and two C/F Units. Pay close attention to unit placement. Top Inner Border should measure 7 1/2" x 42 1/2". Make one.



8. Assemble seven D/C Units, three Fabric C/F Units and two Fabric C/E Units. Pay close attention to unit placement. Bottom Inner Border should measure 7 1/2" x 42 1/2". Make one.



9. Attach side inner borders using the Left Inner Border and Right Inner Border.



10. Attach top and bottom inner borders using the Top Inner Border and Bottom Inner Border.



11. Attach side outer border using the 2 1/2" x 56 1/2" Fabric B strips. Attach top and bottom outer border using the 2 1/2" x 46 1/2" Fabric B strips.



12. Sew 2 1/2" x width of fabric Fabric D strips end to end for binding.
13. Quilt and bind as desired.



Finished Quilt Size: 46 1/2" x 60 1/2"

Project designed by It's Sew Emma


## Fabrics in the Collection



Red/Blue Panel  
9720P-87



White Tossed Monkeys  
9721-03



Blue Tossed Monkeys  
9721-13



Red Tossed Monkeys  
9721-83



Blue Swirl Dots  
9722-11



Red Swirl Dots  
9722-88



Black Swirl Dots  
9722-99



Blue Small Animal Stripe  
9723-11



Green Small Animal  
Stripe  
9723-66



Green Tossed Pandas  
9724-69




Blue Tossed Pandas  
9724-79




Red Tossed Pandas  
9724-89



Blue/Green Large Animal  
Stripe  
9725-76



Yellow Tonal Honeycomb  
9726-44



Green Tonal Honeycomb  
9726-66



Red Tonal Honeycomb  
9726-88



Red/Blue Animal  
Patchwork  
9727-87