




Bear Paw Quilt Block Pattern

“Classic and Vintage Series”



Unfinished size: 14 1/2" x 14 1/2".

Cutting Instructions:

One Block	
Block	4 - 4 1/2" squares (A)
	8 - 2 7/8" squares (B)
	1 - 2 1/2" square (C)
Background	8 - 2 7/8" squares (F)
	4 - 2 1/2" x 6 1/2" rectangles (G)
	4 - 2 1/2" squares (H)

Enjoy this free quilt block pattern!

To make this block into a Table Runner, Crib, Twin or King size quilt, we have a pattern available for purchase at FatQuarterShop.com.



Sew using a 1/4" seam allowance and press as shown by arrows.

Block Assembly:

Draw a diagonal line on the wrong side of the Fabric F squares.
 With right sides facing, layer a Fabric F square with a Fabric B square.
 Stitch 1/4" from each side of the drawn line.
 Cut apart on the marked line.
 Half Square Triangle Unit should measure 2 1/2" x 2 1/2".

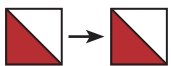


Make 16.

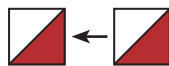
Assemble two Half Square Triangle Units.

Pay close attention to unit placement.

Claw Unit should measure 2 1/2" x 4 1/2".



Top Claw Unit.
Make 4.



Side Claw Unit.
Make 4.



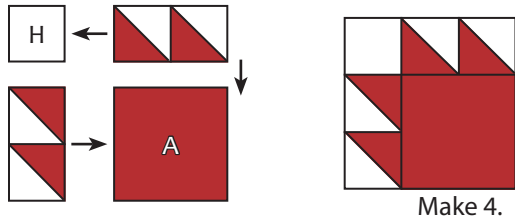
1-866-826-2069
www.FatQuarterShop.com
www.YouTube.com/FatQuarterShop

Bear Paw Quilt Block Pattern

Assemble one Fabric H square, one Top Claw Unit, one Side Claw Unit and one Fabric A square.

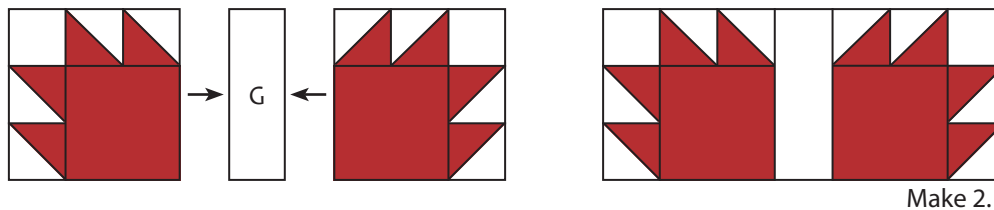
Pay close attention to unit placement.

Bear Paw Unit should measure $6\frac{1}{2}'' \times 6\frac{1}{2}''$.



Assemble two Bear Paw Units and one Fabric G rectangle.

Half Bear Paw Block Unit should measure $6\frac{1}{2}'' \times 14\frac{1}{2}''$.



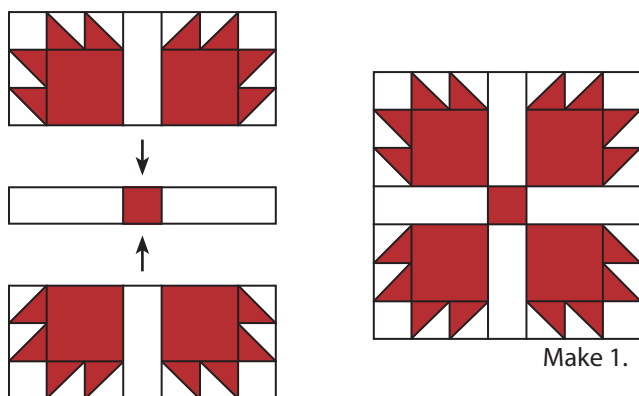
Assemble two Fabric G rectangles and one Fabric C square.

Middle Unit should measure $2\frac{1}{2}'' \times 14\frac{1}{2}''$.



Assemble two Half Bear Paw Block Units and one Middle Unit.

Bear Paw Block should measure $14\frac{1}{2}'' \times 14\frac{1}{2}''$.



Copyright 2014 Fat Quarter Shop, LLC. All rights reserved. Duplication of any kind is prohibited.

This pattern may be used for personal purposes only and may not be reproduced without the express written permission from the Fat Quarter Shop. These patterns may not be used for commercial purposes.