




Delectable Mountains Quilt Block Pattern

“Classic and Vintage Series”



Unfinished size: 8 1/2" x 8 1/2".

Cutting Instructions:

One Block	
Print	1 - 3 1/2" x 7" rectangle (A)
	1 - 5" square (B)
	2 - 2 1/2" x 3 1/2" rectangles (C)
Background	1 - 9 1/4" square (D)
	1 - 3 1/2" x 7" rectangle (E)
	1 - 2 1/2" square (F)
2" finished Triangles on a Roll	1 - one by two section (2 squares)
8 1/2" Creative Grids Square Ruler	

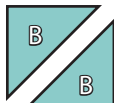


Pattern for Crib, Lap, Twin & King size quilt available at www.FatQuarterShop.com.

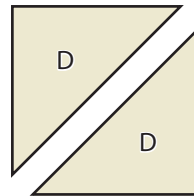
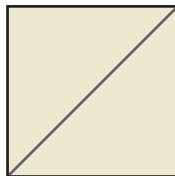
Sew using a 1/4" seam allowance and press as shown by arrows.

Block Assembly:

Cut the Fabric B square and the Fabric D square on the diagonal once.



Make two.



Make two.

With right sides facing, layer the Fabric A rectangle with the Fabric E rectangle.

Place a Triangles on a Roll Section on top and pin in place.

Set stitch length to 1.6 and sew on the dotted lines.

Cut apart on the solid lines.

Half Square Triangle Unit should measure 2 1/2" x 2 1/2".



Make four.



1-866-826-2069

www.FatQuarterShop.com

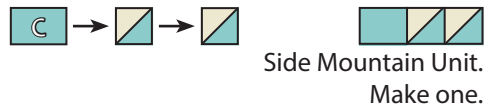
www.YouTube.com/FatQuarterShop

Delectable Mountains Quilt Block Pattern

Assemble two Half Square Triangle Units and one Fabric C rectangle.

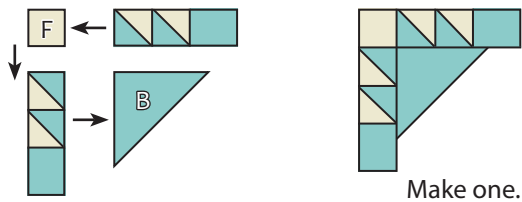
Pay close attention to unit placement.

Mountain Unit should measure $2\frac{1}{2}'' \times 7\frac{1}{2}''$.



Assemble the Fabric F square, one Top Mountain Unit, one Side Mountain Unit and the Fabric B triangle.


Pay close attention to unit placement.




Using a 45° angle on a Creative Grids ruler, trim $\frac{1}{4}''$ away from the seam intersection.

Watch our YouTube tutorial for trimming techniques.

Make one Trimmed Corner Unit.

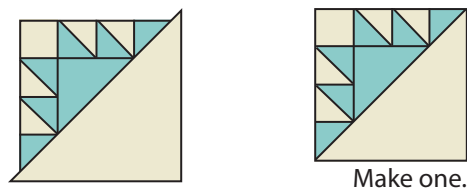


Assemble the Trimmed Corner Unit and the Fabric D triangle.



Using the $8\frac{1}{2}''$ Creative Grids Square Ruler, trim the Delectable Mountains Block to $8\frac{1}{2}''$ square.

Delectable Mountains Block should measure $8\frac{1}{2}'' \times 8\frac{1}{2}''$.



Copyright 2015 Fat Quarter Shop, LLC. All rights reserved. Duplication of any kind is prohibited.

This pattern may be used for personal purposes only and may not be reproduced without the express written permission from the Fat Quarter Shop. These patterns may not be used for commercial purposes.