


Jolly Bar Bon Bons Quilt Pattern

Shortcut Quilt



Finished Size: 60 1/2" x 60 1/2"

Fabric Requirements

- One Jolly Bar® or thirty-six 5" x 10" rectangles
- 3 1/4 yards background
- 5/8 yard binding
- 4 yards backing

Cutting

Cut the 5" x 10" rectangles into:

- 1 - 4 1/2" square - 36 total (Fabric A)
- 1 - 3 7/8" square - 36 total (Fabric B)

Cut background fabric into:

- 36 - 3 7/8" squares (Fabric C)
- 72 - 3 1/2" x 7 1/2" rectangles (Fabric D)
- 72 - 3 1/2" x 4 1/2" rectangles (Fabric E)

Cut binding fabric into:

- 7 - 2 1/2" x width of fabric strips (Fabric F)

Use 1/4" seams and press as arrows indicate throughout.

Block Assembly:

Draw a diagonal line on the wrong side of the Fabric C squares.

With right sides facing, layer a Fabric C square with a Fabric B square.

Stitch 1/4" from each side of the drawn line.

Cut apart on the marked line.

Half Square Triangle Unit should measure 3 1/2" x 3 1/2".



Make seventy-two.

Assemble one Fabric D rectangle and one Half Square Triangle Unit.

Bon Bon Shell Unit should measure 3 1/2" x 10 1/2".



Make seventy-two.

Assemble two Fabric E rectangles and one Fabric A square.

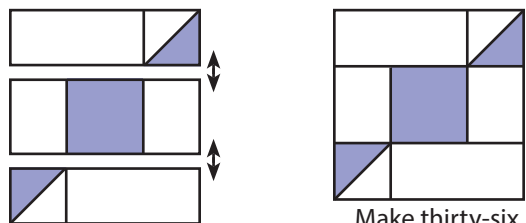
Bon Bon Filling Unit should measure 4 1/2" x 10 1/2".



Make thirty-six.

Assemble two matching Bon Bon Shell Units and one matching Bon Bon Filling Unit.

Bon Bon Unit should measure 10 1/2" x 10 1/2".



Make thirty-six.



#jollybarbonbonsquilt ♦ #shortcutquilt

1-866-826-2069

www.FatQuarterShop.com

www.YouTube.com/FatQuarterShop

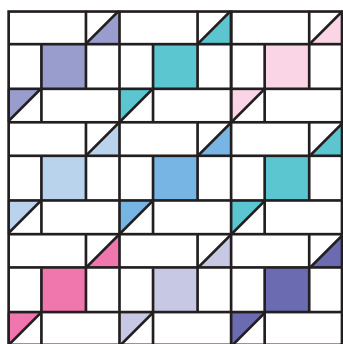
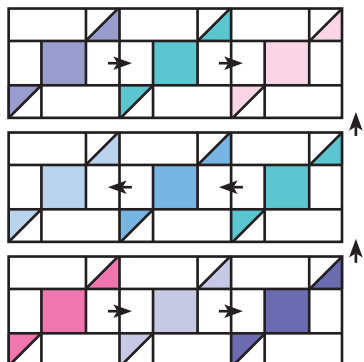
Check out
our  YouTube
tutorial!

Jolly Bar Bon Bons Quilt Pattern

Shortcut Quilt

Assemble nine different Bon Bon Units.

Bon Bon Block should measure $30\frac{1}{2}'' \times 30\frac{1}{2}''$.




Make four.

Quilt Center:

Assemble the Quilt Center.

Quilt Center should measure $60\frac{1}{2}'' \times 60\frac{1}{2}''$.



Finishing:

Piece the Fabric F strips end to end for binding.

Quilt and bind as desired.



Copyright 2019 Fat Quarter Shop, LLC. All rights reserved. Duplication of any kind is prohibited.

This pattern may be used for personal purposes only and may not be reproduced without the express written permission from the Fat Quarter Shop. These patterns may not be used for commercial purposes.