


Nine Patch Star Quilt Block

Check out our  YouTube tutorial!










Unfinished size: 18 1/2" x 18 1/2".

"Classic and Vintage Series"

#ninepatchstarquilt

Cutting Instructions:

	One Block
Light Print 	1 - 7 1/2" x 14 1/2" rectangle (A)
Dark Prints   	From each Dark Print, cut: 1 - 3 1/2" square (3 total) (B)* 7 - 3" squares (21 total) (C)* <i>*You will not use all of the Fabric B and Fabric C squares.</i>
Background 	1 - 7 1/2" x 14 1/2" rectangle (D) 4 - 3 1/2" x 8" rectangles (E)
2 1/2" Half Square Triangle Paper Triangles on a Roll #H250	1 - two by four section (8 squares) 



Pattern for Crib, Lap, Twin & Queen size quilt available at www.FatQuarterShop.com.

Copyright 2018 Fat Quarter Shop, LLC. All rights reserved. Duplication of any kind is prohibited.

This pattern may be used for personal purposes only and may not be reproduced without the express written permission from the Fat Quarter Shop. These patterns may not be used for commercial purposes.



1-866-826-2069
www.FatQuarterShop.com
www.YouTube.com/FatQuarterShop

Nine Patch Star Quilt Block

Check out
our  YouTube
tutorial!

Use $\frac{1}{4}$ " seams and press as arrows indicate throughout.

Block Assembly:

With right sides facing, layer the Fabric A rectangle with the Fabric D rectangle.

Place the Triangles on a Roll Section on top and pin in place.

Set stitch length to 1.6 and sew on the dotted lines.

Cut apart on the solid lines.

Half Square Triangle Unit should measure 3" x 3".



Make 16.

Assemble two different Fabric C squares and one Half Square Triangle Unit.

Outer Nine Patch Unit should measure 3" x 8".



Make 8.

Assemble two Half Square Triangle Units and one Fabric C square.


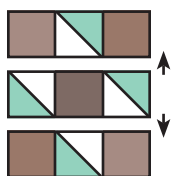
Middle Nine Patch Unit should measure 3" x 8".



Make 4.

Assemble two Outer Nine Patch Units and one Middle Nine Patch Unit.


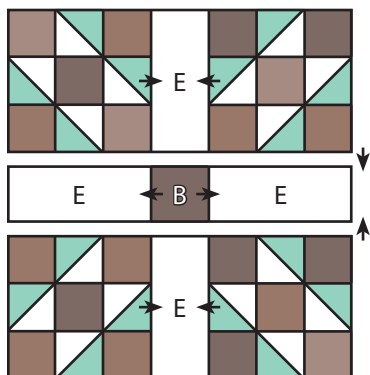
Nine Patch Unit should measure 8" x 8".



Make 4.

Assemble the Nine Patch Star Block.

Nine Patch Star Block should measure $18\frac{1}{2}$ " x $18\frac{1}{2}$ ".



Make 1.