


Jelly Roll Jam II Quilt Pattern

Free Pattern



Finished Size: 36 1/2" x 38 1/2"

Fabric Requirements

One Jelly Roll® or forty 2 1/2" x WOF strips
 1/2 yard binding
 1 1/3 yards backing

Cutting

Cut binding fabric into:
 5 - 2 1/2" x WOF strips

Before You Begin

Each Jelly Roll® makes two 36 1/2" x 38 1/2" quilts.
 Before starting, divide your Jelly Roll® into two sets of twenty 2 1/2" strips (one set for each quilt). Piecing instructions are for one quilt.

WOF = width of fabric



Check out our
 YouTube tutorial

1-866-826-2069
www.FatQuarterShop.com
www.YouTube.com/FatQuarterShop

Piecing Instructions for One Quilt

Use 1/4" seams and press as arrows indicate throughout.

Strips:

Divide twenty strips into:

Twelve strips for Wide Blocks



Eight Strips for Narrow Blocks

Wide Blocks:

Assemble six different 2 1/2" x WOF strips.

Wide Strip Unit should measure 12 1/2" x 42".

Make two.




Make two.

Subcut each Wide Strip Unit into six 6" x 12 1/2" rectangles.

Wide Block should measure 6" x 12 1/2".

Make six from each Wide Strip Unit.

Make twelve total.



Set One



Make six.

Set Two



Make six.

Jelly Roll Jam II Quilt Pattern


Free Pattern

Narrow Blocks:

Assemble two different 2 1/2" x WOF strips.

Narrow Strip Unit should measure 4 1/2" x 42".

Make four.



Subcut each Narrow Strip Unit into three 4 1/2" x 12 1/2" rectangles.


Narrow Block should measure 4 1/2" x 12 1/2".

Make three from each Narrow Strip Unit.

Make twelve total.




Set One



Make three.

Set Two



Make three.

Set Three



Make three.

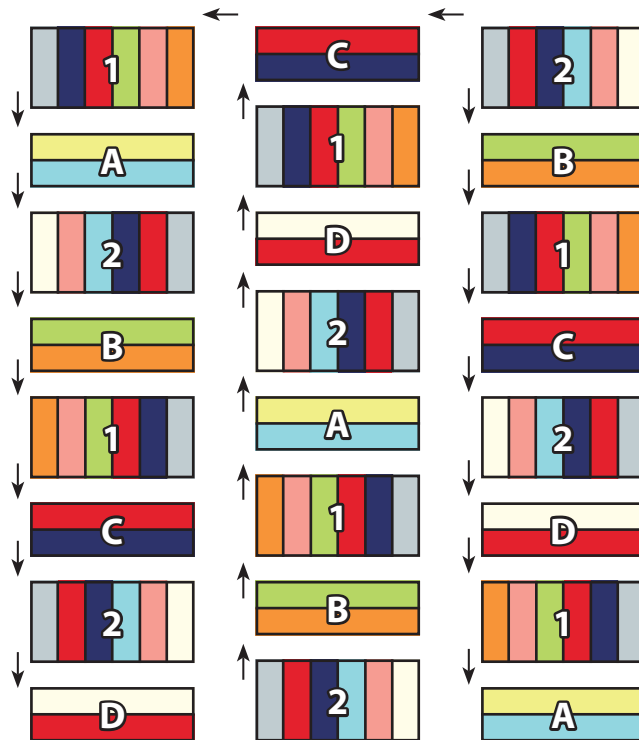
Set Four



Make three.

Assemble Quilt Center.


Quilt Center should measure 36 1/2" x 38 1/2".



Finishing

Piece 2 1/2" binding strips end to end for binding.

Quilt and bind as desired.



Copyright 2013 Fat Quarter Shop, LLC. All rights reserved. Duplication of any kind is prohibited.

This pattern may be used for personal purposes only and may not be reproduced without the express written permission from the Fat Quarter Shop. These patterns may not be used for commercial purposes.