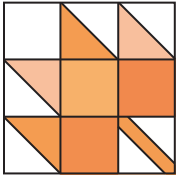







Maple Leaf Quilt Block

Check out our  YouTube tutorial!



Unfinished size: 9 1/2" x 9 1/2".

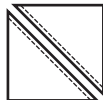
Cutting Instructions:

One Block	
Block Prints*	From each Block Print, cut
 	1 - 3 7/8" square (4 total) (A)
 	1 - 3 1/2" square (4 total) (B)
Background	4 - 3 7/8" squares (C)
	1 - 3 1/2" square (D)
	2 - 3" squares (E)

*Fabric placement is intended to be scrappy.
Use 1/4" seams and press as arrows indicate throughout.

Block Assembly:


Draw a diagonal line on the wrong side of the Fabric C squares.
With right sides facing, layer a Fabric C square with a Fabric A square.
Stitch 1/4" from each side of the drawn line.
Cut apart on the marked line.
Leaf Unit should measure 3 1/2" x 3 1/2".



Make 8.
You will not use 4.

"Classic and Vintage Series"

#mapleleafquilt



Pattern for Crib, Lap,
Twin & Queen size quilts
available at
www.FatQuarterShop.com

Copyright 2018 Fat Quarter Shop, LLC. All rights reserved. Duplication of any kind is prohibited.

This pattern may be used for personal purposes only and may not be reproduced without the express written permission from the Fat Quarter Shop. These patterns may not be used for commercial purposes.



1-866-826-2069

www.FatQuarterShop.com

www.YouTube.com/FatQuarterShop

Maple Leaf Quilt Block

Check out
our  YouTube
tutorial!

Draw a diagonal line on the wrong side of the Fabric E squares.

With right sides facing, layer a Fabric E square on the top right corner of a Fabric B square.

Stitch on the drawn line and trim $\frac{1}{4}$ " away from the seam.



Repeat on the bottom left corner.

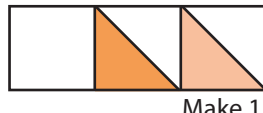
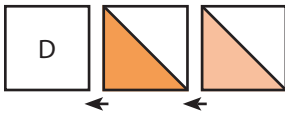
Stem Unit should measure $3\frac{1}{2}$ " x $3\frac{1}{2}$ ".



Make 1.

Assemble one Fabric D square and two different Leaf Units.

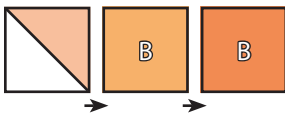
Top Maple Leaf Unit should measure $3\frac{1}{2}$ " x $9\frac{1}{2}$ ".



Make 1.

Assemble one Leaf Unit and two different Fabric B squares.

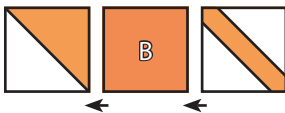
Middle Maple Leaf Unit should measure $3\frac{1}{2}$ " x $9\frac{1}{2}$ ".



Make 1.

Assemble one Leaf Unit, one different Fabric B square and the Stem Unit.

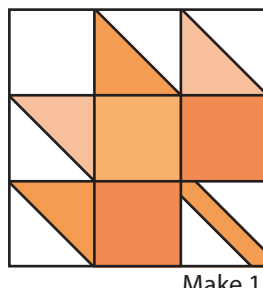
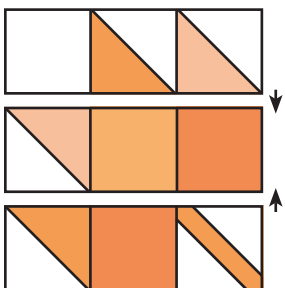
Bottom Maple Leaf Unit should measure $3\frac{1}{2}$ " x $9\frac{1}{2}$ ".



Make 1.

Assemble the Maple Leaf Block.

Maple Leaf Block should measure $9\frac{1}{2}$ " x $9\frac{1}{2}$ ".



Make 1.