




Sugarplum Block Pattern

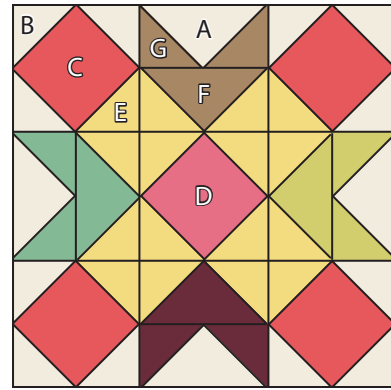


Cutting:

Background	(A) 4 - 3" x 5 1/2" rectangles (B) 12 - 3" squares
Print #1	(C) 4 - 5 1/2" squares
Print #2	(D) 1 - 5 1/2" square
Print #3	(E) 16 - 3" squares
Prints #4, #5, #6 & #7	(F) 1 - 3" x 5 1/2" rectangle (from each print) (G) 2 - 3" squares (from each print)

Sew using a 1/4" seam allowance and press as shown by arrows.

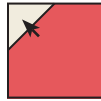
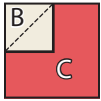
Block designed by Fig Tree & Co



Unfinished size: 15 1/2" x 15 1/2".

Block Assembly:

Draw a diagonal line on the wrong side of the Fabric B squares and the Fabric E squares. With right sides facing, layer a Fabric B square on the top left corner of a Fabric C square. Stitch on the drawn line and trim 1/4" away from the seam.



Repeat on the top right corner and the bottom left corner with two Fabric B squares and on the bottom right corner with a Fabric E square.

Corner Unit should measure 5 1/2" x 5 1/2".



Make four.

Draw a diagonal line on the wrong side of the Fabric G squares.

With right sides facing, layer a Fabric G square on one end of a Fabric A rectangle.

Stitch on the drawn line and trim 1/4" away from the seam.



Repeat on the opposite end with a matching Fabric G square.

Outer Flying Geese Unit should measure 3" x 5 1/2".




Make one from each print.
Make four total.





Sugarplum Block Pattern



With right sides facing, layer a Fabric E square on one end of a Fabric F rectangle.
Stitch on the drawn line and trim $\frac{1}{4}$ " away from the seam.



Repeat on the opposite end.

Inner Flying Geese Unit should measure $3'' \times 5 \frac{1}{2}''$.



Make one from each print.
Make four total.

Assemble one Outer Flying Geese Unit and one matching Inner Flying Geese Unit.

Combined Flying Geese Unit should measure $5 \frac{1}{2}'' \times 5 \frac{1}{2}''$.



Make four.

With right sides facing, layer a Fabric E square on one corner of the Fabric D square.

Stitch on the drawn line and trim $\frac{1}{4}$ " away from the seam.



Repeat on the remaining corners.

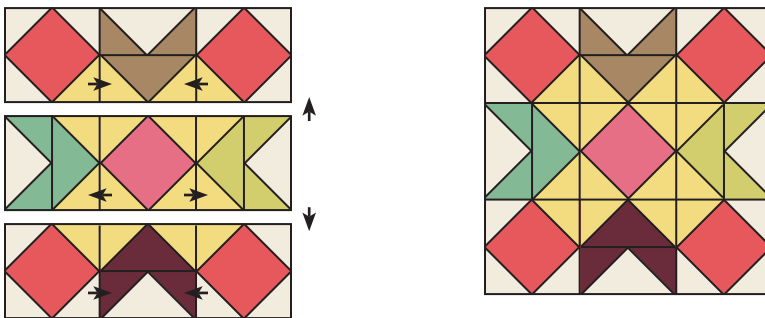
Center Unit should measure $5 \frac{1}{2}'' \times 5 \frac{1}{2}''$.



Make one.

Assemble the Sugarplum Block.

Sugarplum Block should measure $15 \frac{1}{2}'' \times 15 \frac{1}{2}''$.



Copyright 2017 Fat Quarter Shop, LLC. All rights reserved. Duplication of any kind is prohibited.

This pattern may be used for personal purposes only and may not be reproduced without the express written permission from the Fat Quarter Shop. These patterns may not be used for commercial purposes.