


Wild Goose Chase Quilt Block

check out our
YouTube tutorial






Unfinished size: 17 1/2" x 17 1/2".


“Classic and Vintage Series”

#wildgoosechasequilt

#classicandvintage

Cutting Instructions:

One Block	
Light Print 	4 - 5 1/4" squares (A) 1 - 4 1/2" square (B)
Dark Print 	1 - 12 3/4" square (C) 2 - 4" squares (D) 16 - 2 7/8" squares (E)
2" x 4" Flying Geese Paper Triangles on a Roll #1504 	4 - 10" sections (four flying geese per section - 16 total)



Pattern for Crib, Lap, Twin
& Queen size quilt
available at
www.FatQuarterShop.com.

Watch our Wild Goose Chase
YouTube tutorial for tips on
cutting your Flying Geese paper.


Use 1/4" seams and press as arrows indicate throughout.

Block Assembly:

Cut the Fabric A squares and the Fabric C square on the diagonal twice.



Make sixteen.



Make four.

Copyright 2017 Fat Quarter Shop, LLC. All rights reserved. Duplication of any kind is prohibited.

This pattern may be used for personal purposes only and may not be reproduced without the express written permission from the Fat Quarter Shop. These patterns may not be used for commercial purposes.



1-866-826-2069
www.FatQuarterShop.com
www.YouTube.com/FatQuarterShop

Wild Goose Chase Quilt Block

check out our
YouTube tutorial

Cut the Fabric D squares and the Fabric E squares on the diagonal once.



Make four.



Make thirty-two.

Following the directions on the Flying Geese Paper and in our YouTube tutorial, assemble four Fabric A triangles and eight Fabric E triangles.

Sew with a 1.5 stitch length.

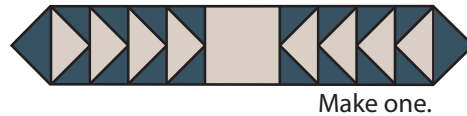
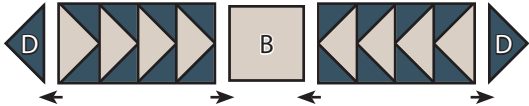
Stacked Flying Geese Unit should measure 4 1/2" x 8 1/2".



Make four.

Assemble two Fabric D triangles, two Stacked Flying Geese Units and the Fabric B square.

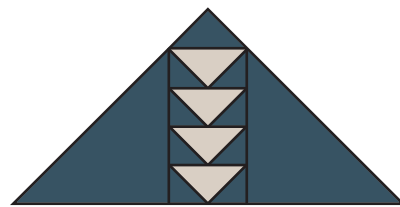
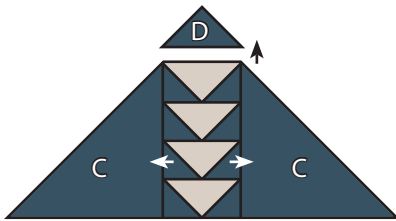
Make one Center Wild Goose Unit.



Make one.

Assemble two Fabric C triangles, one Stacked Flying Geese Unit and one Fabric D triangle.

Make two Outer Wild Goose Units.



Make two.

Assemble the Wild Goose Chase Block.

Trim the Wild Goose Chase Block to measure 17 1/2" x 17 1/2".

